



Visit any of our store locations to discuss your plant selections with one of our lawn & garden experts!

Brookfield

14845 W Capitol Drive
(262) 783-2323

Milwaukee

5400 S. 27th Street
(414) 761-5400

Wauwatosa

12217 Watertown Plank
(414) 763-6599

Greenfield

3725 S. 108th Street
(414) 328-5600

Waukesha

2220 E Moreland Blvd
(262) 797-7070

Racine

6626 Washington Ave
(262) 886-7900

Mequon

10850 N Port Washington
(262) 241-2121

West Bend

601 Wildwood Road
(262) 338-5252

Appleton

4860 W Wisconsin Ave
(920) 735-7777

Oshkosh

300 S. Koeller Street
(920) 426-6300

Green Bay

980 Waube Lane
(920) 339-2200

Big Bend

571 W23445 National
(262) 662-5800

Kenosha

6300 Green Bay Road
(262) 605-0280

Germantown

W184 N9676 Appleton
(262) 253-1147

Oconomowoc

1570 Unity Drive
(262) 560-4191

Bellevue

2727 Eaton Road
(920) 884-2255

Kimberly

710 Cobblestone Lane
(920) 687-5013




**Pineapple Coleus**

Solenostemon scutellarioides 'Pineapple'

Height: 18 inches

Spread: 24 inches

Spacing: 20 inches

Sunlight:   

Hardiness Zone: (annual)

Other Names: Pineapple Sun

Ornamental Features

Pineapple Coleus' attractive serrated pointy leaves remain lime green in color with prominent brick red stripes and tinges of yellow throughout the year on a plant with an upright spreading habit of growth.

Landscape Attributes


Pineapple Coleus is an herbaceous annual with an upright spreading habit of growth. Its medium texture blends into the garden, but can always be balanced by a couple of finer or coarser plants for an effective composition.

This is a relatively low maintenance plant. The flowers of this plant may actually detract from its ornamental features, so they can be removed as they appear. Deer don't particularly care for this plant and will usually leave it alone in favor of tastier treats. It has no significant negative characteristics.

Pineapple Coleus is recommended for the following landscape applications;



Pineapple Coleus foliage
Photo courtesy of NetPS Plant Finder



Pineapple Coleus
Photo courtesy of NetPS Plant Finder

We are so proud of the nursery stock that we have carefully selected for superior quality and performance, WE GUARANTEE ALL TREES, SHRUBS, EVERGREENS FOR 2 YEARS, AND ROSES FOR 1 YEAR!



Visit any of our store locations to discuss your plant selections with one of our lawn & garden experts!

Brookfield

14845 W Capitol Drive
(262) 783-2323

Milwaukee

5400 S. 27th Street
(414) 761-5400

Wauwatosa

12217 Watertown Plank
(414) 763-6599

Greenfield

3725 S. 108th Street
(414) 328-5600

Waukesha

2220 E Moreland Blvd
(262) 797-7070

Racine

6626 Washington Ave
(262) 886-7900

Mequon

10850 N Port Washington
(262) 241-2121

West Bend

601 Wildwood Road
(262) 338-5252

Appleton

4860 W Wisconsin Ave
(920) 735-7777

Oshkosh

300 S. Koeller Street
(920) 426-6300

Green Bay

980 Waube Lane
(920) 339-2200

Big Bend

571 W23445 National
(262) 662-5800

Kenosha

6300 Green Bay Road
(262) 605-0280

Germantown

W184 N9676 Appleton
(262) 253-1147

Oconomowoc

1570 Unity Drive
(262) 560-4191

Bellevue

2727 Eaton Road
(920) 884-2255

Kimberly

710 Cobblestone Lane
(920) 687-5013

- Mass Planting
- Border Edging
- General Garden Use
- Container Planting
- Hanging Baskets

Planting & Growing

Pineapple Coleus will grow to be about 18 inches tall at maturity, with a spread of 24 inches. When grown in masses or used as a bedding plant, individual plants should be spaced approximately 20 inches apart. Although it's not a true annual, this fast-growing plant can be expected to behave as an annual in our climate if left outdoors over the winter, usually needing replacement the following year. As such, gardeners should take into consideration that it will perform differently than it would in its native habitat.

This plant performs well in both full sun and full shade. However, you may want to keep it away from hot, dry locations that receive direct afternoon sun or which get reflected sunlight, such as against the south side of a white wall. It requires an evenly moist well-drained soil for optimal growth, but will die in standing water. It is not particular as to soil pH, but grows best in rich soils. It is highly tolerant of urban pollution and will even thrive in inner city environments. Consider applying a thick mulch around the root zone over the growing season to conserve soil moisture. This is a selected variety of a species not originally from North America. It can be propagated by cuttings; however, as a cultivated variety, be aware that it may be subject to certain restrictions or prohibitions on propagation.

Pineapple Coleus is a fine choice for the garden, but it is also a good selection for planting in outdoor containers and hanging baskets. It is often used as a 'filler' in the 'spiller-thriller-filler' container combination, providing a canvas of foliage against which the larger thriller plants stand out. Note that when growing plants in outdoor containers and baskets, they may require more frequent waterings than they would in the yard or garden.

***We are so proud of the nursery stock that we have carefully selected for superior quality and performance,
WE GUARANTEE ALL TREES, SHRUBS, EVERGREENS FOR 2 YEARS, AND ROSES FOR 1 YEAR!***