



Visit any of our store locations to discuss your plant selections with one of our lawn & garden experts!

Brookfield
14845 W Capitol Drive
(262) 783-2323

Milwaukee
5400 S. 27th Street
(414) 761-5400

Wauwatosa
12217 Watertown Plank
(414) 763-6599

Greenfield
3725 S. 108th Street
(414) 328-5600

Waukesha
2220 E Moreland Blvd
(262) 797-7070

Racine
6626 Washington Ave
(262) 886-7900

Mequon
10850 N Port Washington
(262) 241-2121

West Bend
601 Wildwood Road
(262) 338-5252

Appleton
4860 W Wisconsin Ave
(920) 735-7777

Oshkosh
300 S. Koeller Street
(920) 426-6300

Green Bay
980 Waube Lane
(920) 339-2200

Big Bend
571 W23445 National
(262) 662-5800

Kenosha
6300 Green Bay Road
(262) 605-0280

Germantown
W184 N9676 Appleton
(262) 253-1147

Oconomowoc
1570 Unity Drive
(262) 560-4191

Bellevue
2727 Eaton Road
(920) 884-2255



Kimberly
710 Cobblestone Lane
(920) 687-5013



Green Sheen Japanese Spurge *Pachysandra terminalis 'Green Sheen'*

Height: 12 inches

Spread: 24 inches

Sunlight:  

Hardiness Zone: 4

Description:

An exceptional evergreen groundcover that performs well in deep shade or beneath mature shade trees, actually dislikes hot sun; interesting white flowers in spring and very shiny leaves; prefers highly organic, acidic soils

Ornamental Features

Green Sheen Japanese Spurge features tiny spikes of white flowers rising above the foliage in mid spring. Its glossy narrow leaves remain dark green in color throughout the year.

Landscape Attributes

Green Sheen Japanese Spurge is a dense herbaceous evergreen perennial with a ground-hugging habit of growth. Its medium texture blends into the garden, but can always be balanced by a couple of finer or coarser plants for an effective composition.


This plant will require occasional maintenance and upkeep, and should not require much pruning, except when necessary, such as to remove dieback. Deer don't particularly care for this plant and will usually leave it alone in favor of tastier treats. Gardeners should be aware of the following characteristic(s) that may warrant special consideration;

- Spreading

Green Sheen Japanese Spurge is recommended for the following landscape applications;



Green Sheen Japanese Spurge foliage
Photo courtesy of NetPS Plant Finder



Green Sheen Japanese Spurge
Photo courtesy of NetPS Plant Finder

We are so proud of the nursery stock that we have carefully selected for superior quality and performance, WE GUARANTEE ALL TREES, SHRUBS, EVERGREENS FOR 2 YEARS, AND ROSES FOR 1 YEAR!



Visit any of our store locations to discuss your plant selections with one of our lawn & garden experts!

Brookfield

14845 W Capitol Drive
(262) 783-2323

Milwaukee

5400 S. 27th Street
(414) 761-5400

Wauwatosa

12217 Watertown Plank
(414) 763-6599

Greenfield

3725 S. 108th Street
(414) 328-5600

Waukesha

2220 E Moreland Blvd
(262) 797-7070

Racine

6626 Washington Ave
(262) 886-7900

Mequon

10850 N Port Washington
(262) 241-2121

West Bend

601 Wildwood Road
(262) 338-5252

Appleton

4860 W Wisconsin Ave
(920) 735-7777

Oshkosh

300 S. Koeller Street
(920) 426-6300

Green Bay

980 Waube Lane
(920) 339-2200

Big Bend

571 W23445 National
(262) 662-5800

Kenosha

6300 Green Bay Road
(262) 605-0280

Germantown

W184 N9676 Appleton
(262) 253-1147

Oconomowoc

1570 Unity Drive
(262) 560-4191

Bellevue

2727 Eaton Road
(920) 884-2255

Kimberly

710 Cobblestone Lane
(920) 687-5013

- Groundcover

- Naturalizing And Woodland Gardens

Planting & Growing

Green Sheen Japanese Spurge will grow to be about 12 inches tall at maturity, with a spread of 24 inches. Its foliage tends to remain dense right to the ground, not requiring facer plants in front. It grows at a slow rate, and under ideal conditions can be expected to live for approximately 20 years. As an evergreen perennial, this plant will typically keep its form and foliage year-round.

This plant does best in partial shade to shade. It prefers to grow in average to moist conditions, and shouldn't be allowed to dry out. It is particular about its soil conditions, with a strong preference for poor, acidic soils, and is able to handle environmental salt. It is highly tolerant of urban pollution and will even thrive in inner city environments, and will benefit from being planted in a relatively sheltered location. Consider applying a thick mulch around the root zone in winter to protect it in exposed locations or colder microclimates. This is a selected variety of a species not originally from North America. It can be propagated by division; however, as a cultivated variety, be aware that it may be subject to certain restrictions or prohibitions on propagation.

***We are so proud of the nursery stock that we have carefully selected for superior quality and performance,
WE GUARANTEE ALL TREES, SHRUBS, EVERGREENS FOR 2 YEARS, AND ROSES FOR 1 YEAR!***